


# Portfolio

Juliette Belleville







# Table of Contents



Portraiture

4-7

Blue and Green

8-9

Perspective

10-11

Greys and Pinks

12-13

Yellow

14-15

Red

16-17

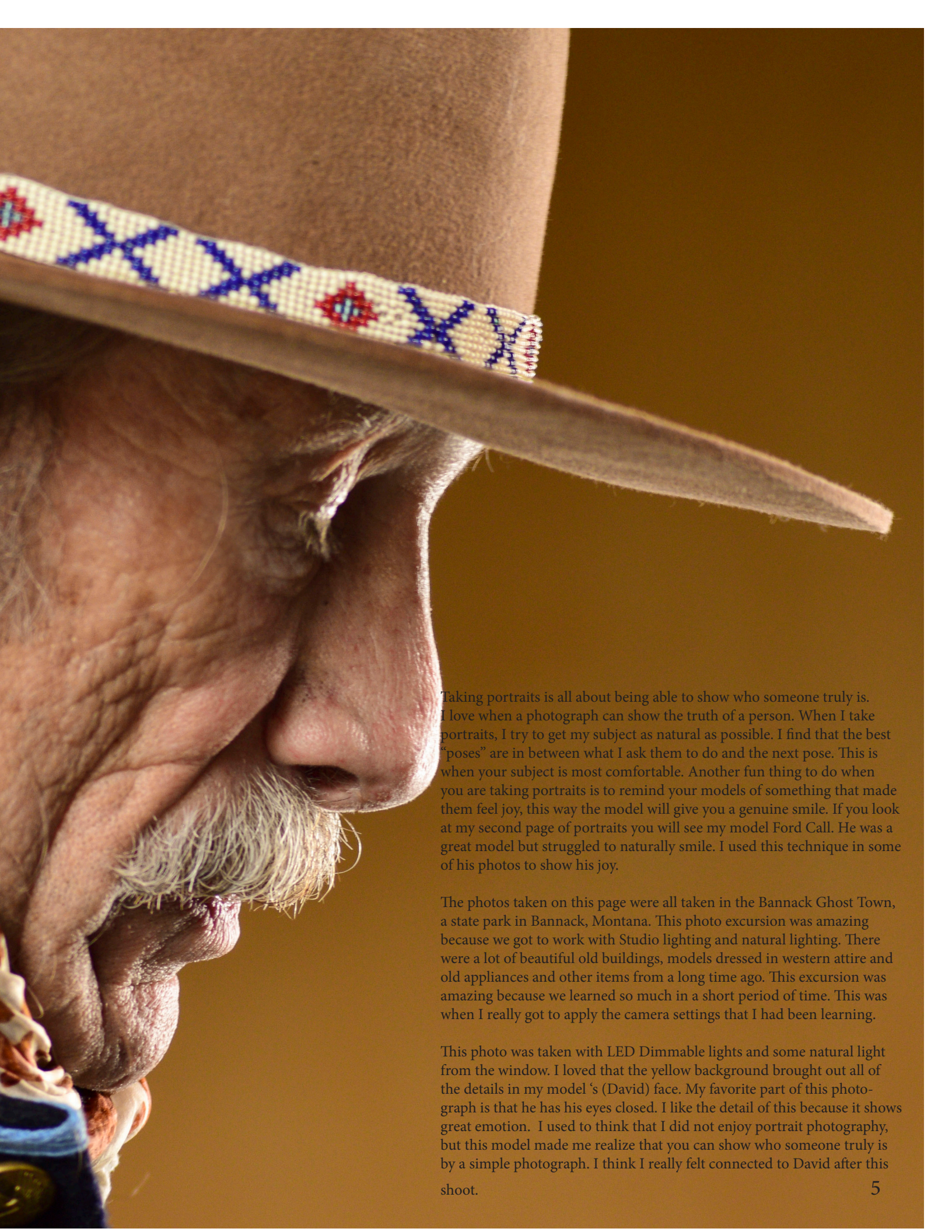
Old Western

18-19

All about me

20





Taking portraits is all about being able to show who someone truly is. I love when a photograph can show the truth of a person. When I take portraits, I try to get my subject as natural as possible. I find that the best “poses” are in between what I ask them to do and the next pose. This is when your subject is most comfortable. Another fun thing to do when you are taking portraits is to remind your models of something that made them feel joy, this way the model will give you a genuine smile. If you look at my second page of portraits you will see my model Ford Call. He was a great model but struggled to naturally smile. I used this technique in some of his photos to show his joy.




The photos taken on this page were all taken in the Bannack Ghost Town, a state park in Bannack, Montana. This photo excursion was amazing because we got to work with Studio lighting and natural lighting. There were a lot of beautiful old buildings, models dressed in western attire and old appliances and other items from a long time ago. This excursion was amazing because we learned so much in a short period of time. This was when I really got to apply the camera settings that I had been learning.

This photo was taken with LED Dimmable lights and some natural light from the window. I loved that the yellow background brought out all of the details in my model 's (David) face. My favorite part of this photograph is that he has his eyes closed. I like the detail of this because it shows great emotion. I used to think that I did not enjoy portrait photography, but this model made me realize that you can show who someone truly is by a simple photograph. I think I really felt connected to David after this shoot.












Oh, how I love taking Macro shots when you are taking close-up photographs the key is to bring out all of the details that you may not normally see. To take these photos I use natural lights and a Tameron 70-300 Macro lense. I had amazing natural light, It was perfectly sunny for these pictures. For the peacock photograph, I used a water dropper to add little water droplets on the feather. The blue and purple flower has great details that I wouldn't have been able to get without this lens. Macro pictures need a lot of light, I was very lucky to have so much natural light in these photos because they turned out beautiful.



Being a good photographer means being able to look at things in a new way. This photograph, for instance, is the inside of a washer at a laundromat. We do not necessarily pay attention to what a washer looks like on the inside. Perspective is important. Gaining a new perspective can completely change your view of something that you might not have found important in the past.





Black and white photography is beautiful because it takes out the distractions that color can bring. I edited these photos by putting them in Camera Raw and decreasing the saturation. When you change a photograph from color to black and white, you need to make sure you change your other settings such as exposure and your shadows. I like to use Camera Raw to do my editing, because it is simple but also efficient.





For these bright pink photos, I used a couple of different styles. Some of these photos are macro, frozen in motion, etc. The photo with pink flowers and water droplets on it was taken with auxiliary lighting. To get the water droplets on the flowers, I used a spray bottle of water and a vase of beautiful flowers.








These are some great depth photos taken at the Rexburg, Idaho Temple. This shoot was very fun because I learned a lot more about my camera settings. Getting to know your camera settings can take a while, but knowing what your settings are is very useful.
















Photo Credit- Kristi Sarmiento

All of these photos are originals to show the work that I have done, and this is a self designed photobook to show my art work. I love photography so much, It is one of the most honest and important way that I express myself, and show honesty in other people. I hope that you can consider me for the job.

Contact Information:

Email: [bel16019@byui.edu](mailto:bel16019@byui.edu)

Phone (678) 634-9291

